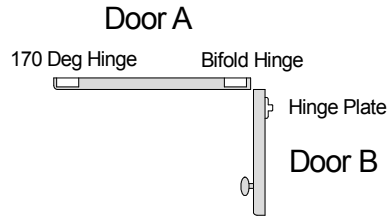


Bifold Door Boring Description

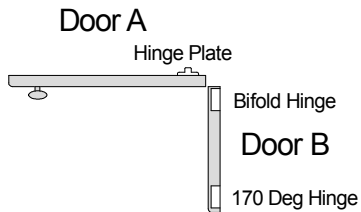
In the case of doors not being the same size, or face profile not being reversable.

LH Hinge



	Qty	Hight	Width	T	B	L	R	Description
Door A	1	717	313	A	A	A	X	Bore 86/86 LH Hinge as Corner Bifold
Door B	1	717	200	A	A	X	A	Bore 86/86 LH plate as Corner Bifold

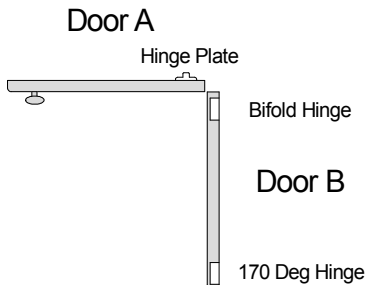
RH Hinge



	Qty	Hight	Width	T	B	L	R	Description
Door A	1	717	313	A	A	A	X	Bore 86/86 RH plate as corner bifold
Door B	1	717	200	A	A	X	A	Bore 86/86 RH hinge as corner bifold

RH Hinge

In the case of doors being the same size with no centre profile or reversable profile.



	Qty	Hight	Width	T	B	L	R	Description
Door A & B	2	717	313	A	A	X	A	Bore 86/86 as corner bifold (1 Set)

LH Hinge

