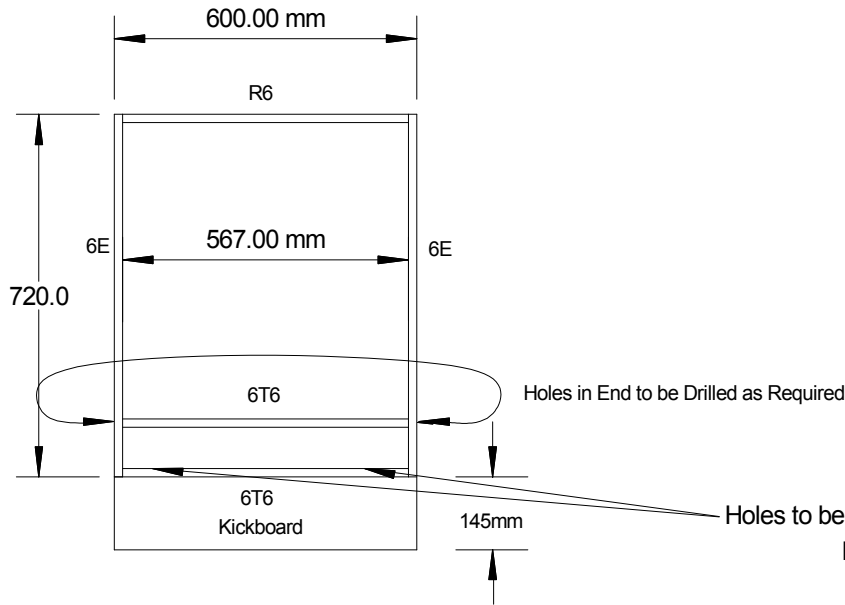
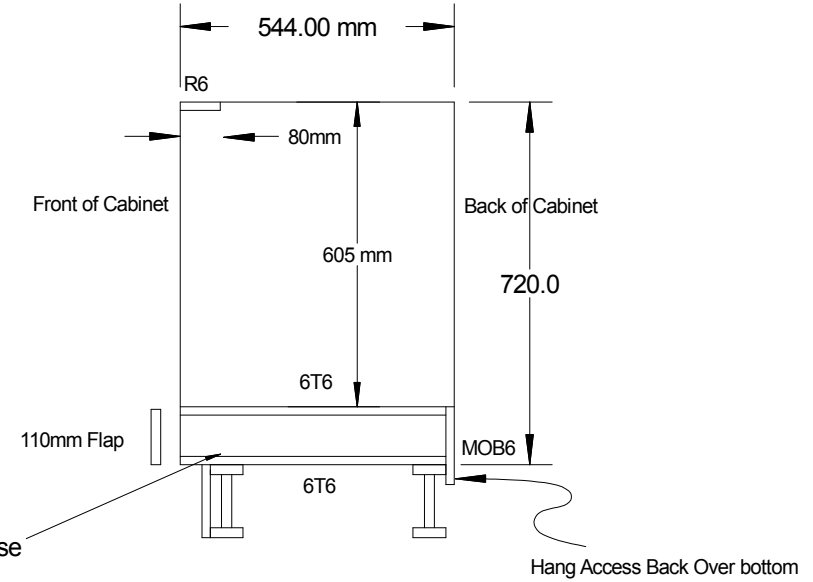


Instruction Sheet for MO600 (Underbench Oven Carcase)

(Check Position of Shelf to Suit Your Oven Prior to Assembly)



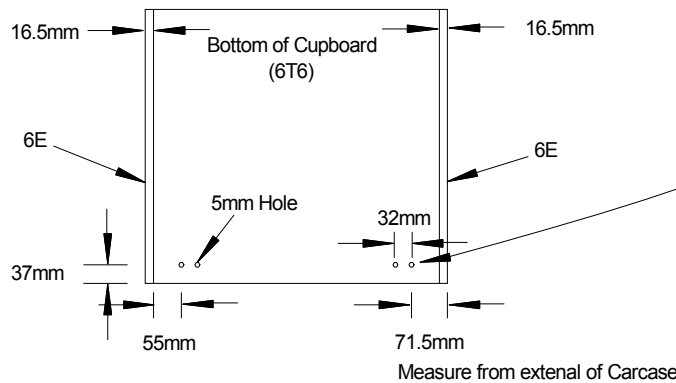
Front Elevation



End Elevation

Holes to be Drilled in Bottom Prior to assembly of Carcase
Holes are to locate Hinges for Flap

Plan



ABN : 16 108 210 902

Proform is constantly seeking ways to improve the specification, design & production of its products, and alterations take place occasionally. Whilst every effort is made to produce up to date literature, this instruction sheet should not be regarded as an infalible guide to specifications, we recommend that the prospective purchaser ensures that our catalogue identifies the product displayed or described herein.

Proform Products Pty Ltd Tel:(08)9209 6200 Fax:(08) 9209 6222 Website: www.proform.com.au

MO600 Sheet R - 14/04/04